

Until the RMi 8050 G, didn't mean beans.


1946

RMi introduces liquid coffee concentrate.



1957

Ground coffee is made available with "Flavor-Pod" tapes.



1967

"Brew-A-Cup" machines dispense fresh-brew ground coffee.



1983

RMi Models feature fresh-brew decaffeinated coffee.




1986

The latest in 40 years of innovation, the new RMi bean grinder.



fresh brewed coffee.


The RMI 8050 G puts new meaning into the words fresh-brewed. Unlike our competitors who offer only pre-ground coffee, the 8050 G starts with mother nature's original. The bean.



Consumers View Beans Moving From Display Window To Grinder

Customers are able to watch the actual beans used in making their coffee move from a display window into a self-contained grinder.

From there the beans are ground and brewed surrounding customers with the sounds and tantalizing aroma of freshly ground-to-order coffee.



The New Bill Acceptance Feature

This sight, sound and smell increases the perception of quality. And that means more repeat customers.

Beans live longer.

Coffee beans retain their natural oils and flavor longer than ground coffee. Some coffee roasters report 4 to 10 times longer. That's important because it's the oils in coffee that give it such a delicious aroma.

One change you're sure to profit from.

Our innovations don't stop with the brewing process. Many potential customers are often caught without change. Hunting it down can be both frustrating and time consuming. This can cost a sale. The new bill acceptance feature allows you to avoid this customer inconvenience by enabling purchases to be made with paper currency.

Other features that will perk your interest.

Commodity settings on models in the 8050 Series machines are virtually tamper-proof. The hand-held service module sets commodity dispense times to within 5/100ths of a second and then unplugs. You take the module with you, the settings remain locked in.

The 8050 Series is built to last. With unique, durable designs that make servicing a rarity. And less maintenance means fewer headaches.

Keep your machine and profits from going stale.

The 8050 Series offers models for any application. Each model is easily converted to any other style.

The Model 8050 G features the integral bean grinder.

For decaffeinated drinkers, the

Model 8050 LG-DH offers a choice of fresh-brewed regular and fresh-brewed decaffeinated coffee.

The Model 8050 LG provides fresh-brewed excellence, while the convenience of freeze dried coffee



is featured with the Model 8050 FD.

And as always soup, tea and hot chocolate are featured in all the 8050 Series machines, as are extra-strong flavor controls.



Refreshment Machinery Industries

300 Jacksonville Road Warminster PA 18974
215-675-4200 Telex: 845-223 RMI WSTR